

# Gear Star Quick Guide v1.0

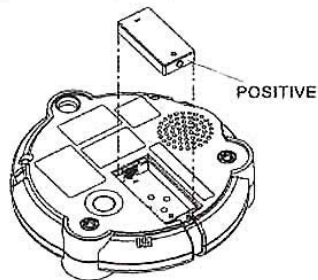


## Using your Gear Star

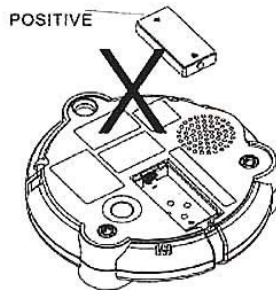
### Battery Installation

**Step1:** Remove the battery door by loosening the locking screw using a screwdriver.

**Step2:** Follow the "+" and "-" markings on the rechargeable battery, and insert it into the pagers' battery compartment.



**Note:** Don't install the battery backwards.

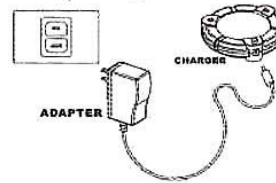


**Step3:** Put the battery door back and secure it by tightening the screw using a screwdriver.

**Step4:** After battery is inserted correctly, the pager will beep, flash and vibrate simultaneously to show the pager is powered.

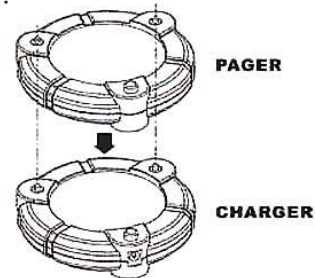
### Charging Gear Star Pagers

**Step1:** Connect the adapter to wall power outlet (110-240V / 50Hz-60Hz), and connect the adapter to the charger.

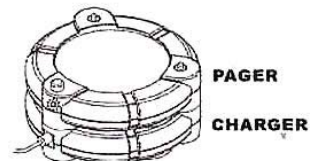


**Step2:** When the charger is powered, charger power LED will illuminate to show it is on.

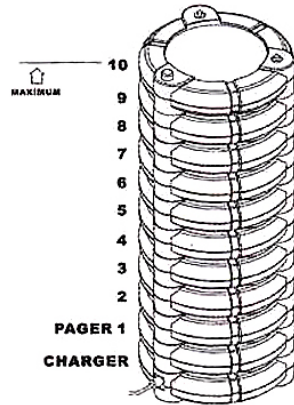
**Step3:** Place the pagers on the charger by lining up the charge contacts and lightly pushing the pager down into position one on top of the other.



**Step4:** The pager power LED will go on when the pager is stacked correctly.

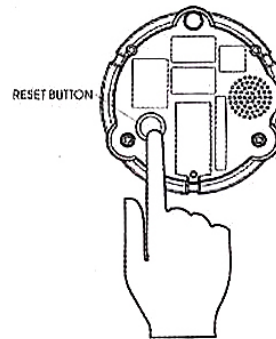


Note: The charger base supports a maximum of 10 Gear Star pagers.



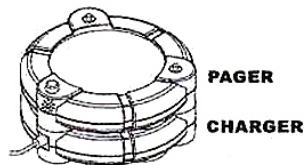
## Other Function

Reset button



To stop the audible and vibrate alert, press **Reset button**.

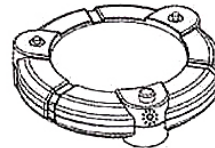
## Charging Status



- While charging, the pager power LED will be on.
- When the charging is completed, the pager power LED will turn off.
- The pager battery can only be charged while it is in the pager.

### Battery Gauge Status

Gear Star power LED will flash regularly when powered and change to 1/4 second flash rate with a low battery.



### When Paged

When the pager is paged, it will alert. After pressing the reset button to stop the audible and vibrate alerting, the LEDs will continue flashing, to show that it was paged, until the pager is returned to the charger base.

Visit us @ [www.uni.com.tw](http://www.uni.com.tw)  
Contact email: [salesenquiry@uni.com.tw](mailto:salesenquiry@uni.com.tw)

Unication Logo, Unication, Gear Star Logo and the Gear Star are trademarks or registered trademarks of Unication Co., Ltd.

© 2007 Unication Co., Ltd.